


# Diesel Driven / Evaporator condenser integrated model



**For large-sized trucks**

## TNW7E

TNW7E



Diesel driven nose-mounted units with highly durable and reliable Mitsubishi Engines.

**For chilled & frozen**








### Refrigerating capacity

Temperature inside the cargo room  
(Ambient temperature 35°C)

TNW7E



**0°C:7918W**  
**-20°C:5042W**

Model	TNW7E	
Refrigerant		R404A
Capacity	 0°C	7918W [6341W]
	 -20°C	5042W [3679W]
Airflow volume		3000m <sup>3</sup> /h
Engine		L3E2-33NCC
Compressor		CR2323
Standby motor	kW	10.0kW
	voltage	380-400V
	phase	3Phase
	cycles	50Hz
Weight	 with standby, including accessory parts	517Kg

The figure within [ ] refers to the capability in the case of standby motor drive.  
ATP certified.