

Diesel Driven / Evaporator condenser integrated model




For medium-sized trucks

TNW5E



TNW5E



Diesel driven nose-mounted units with highly durable and reliable Mitsubishi Engines.









For chilled & frozen

Refrigerating capacity

Temperature inside the cargo room
(Ambient temperature 35°C)

TNW5E

ATP 0°C: 6235W
-20°C: 3238W

Model	TNW5E
Refrigerant 	R404A
Capacity  0°C	6235W [4832W]
 -20°C	3238W [2588W]
Airflow volume 	2100m ³ /h
Engine 	L2E-J231NCE
Compressor 	CR2318
Standby motor kW	10.0kW
voltage	380-400V
phase 	3Phase
cycles	50Hz
Weight  with standby, including accessory parts	386Kg

The figure within [] refers to the capability in the case of standby motor drive. ATP certified.